

■ Features :

- Universal AC input / Full range (up to 295VAC)
- High efficiency 90%
- Protections: Short circuit / Overload / Over voltage / Over temperature
- Built-in active PFC function
- IP67 design for indoor or outdoor installations
- UL1310 Class 2 power unit
- Pass LPS
- Cooling by free air convection
- 100% full load burn-in test
- High reliability
- Suitable for LED lighting and moving sign applications
- Compliance to worldwide safety regulations for lighting
- Suitable for dry / damp / wet locations
- 3 years warranty (Note.6)



SPECIFICATION


MODEL	CLG-100-12	CLG-100-15	CLG-100-20	CLG-100-24	CLG-100-27	CLG-100-36	CLG-100-48	
OUTPUT	DC VOLTAGE	12V	15V	20V	24V	27V	36V	48V
	CONSTANT CURRENT REGION <small>Note.7</small>	9 ~ 12V	11.25 ~ 15V	15 ~ 20V	18 ~ 24V	20.25 ~ 27V	27 ~ 36V	36 ~ 48V
	RATED CURRENT <small>Note.5</small>	5A	5A	4.8A	4A	3.55A	2.65A	2A
	RATED POWER <small>Note.5</small>	60W	75W	96W	96W	95.85W	95.4W	96W
	RIPPLE & NOISE (max.) <small>Note.2</small>	150mVp-p	150mVp-p	150mVp-p	150mVp-p	150mVp-p	150mVp-p	200mVp-p
	VOLTAGE ADJ. RANGE	Fixed. Can be modified between 0% ~ -15% rated output voltage						
	CURRENT ADJ. RANGE	Fixed. Can be modified between 3% ~ -25% rated output current						
	VOLTAGE TOLERANCE <small>Note.3</small>	±3.0%	±3.0%	±3.0%	±3.0%	±3.0%	±2.0%	±2.0%
	LINE REGULATION	±1.0%						
	LOAD REGULATION	±2.0%						
SETUP, RISE TIME	1200ms, 80ms / 230VAC		1200ms, 80ms / 115VAC at full load					
HOLD UP TIME (Typ.)	60ms / 230VAC		30ms / 115VAC at full load					
INPUT	VOLTAGE RANGE <small>Note.4</small>	90 ~ 295VAC	127 ~ 417VDC					
	FREQUENCY RANGE	47 ~ 63Hz						
	POWER FACTOR	PF>0.95/230VAC	PF>0.95/115VAC at full load		PF ≥ 0.9 at 75 ~ 100% load			
	EFFICIENCY (Typ.)	84.5%	86.5%	90%	90%	90%	90%	89%
	AC CURRENT	12V:0.8A/115VAC	0.4A/230VAC	15V:0.9A/115VAC	0.45A/230VAC	20V ~ 48V:1.1A/115VAC		0.55A/230VAC
	INRUSH CURRENT(max.)	COLD START 40A/230VAC						
	LEAKAGE CURRENT	<0.75mA / 240VAC						
PROTECTION	OVER CURRENT (Typ.)	95 ~ 102%						
	SHORT CIRCUIT	Protection type : Constant current limiting, recovers automatically after fault condition is removed Hiccup mode, recovers automatically after fault condition is removed						
	OVER VOLTAGE	13 ~ 16V	16.5 ~ 20V	22 ~ 27V	27 ~ 34V	30 ~ 36V	39 ~ 48V	52 ~ 64V
	OVER TEMPERATURE	90°C ±10°C (RTH2) Protection type : Shut down o/p voltage, re-power on to recover						
ENVIRONMENT	WORKING TEMP.	-30 ~ +70°C (Refer to output load derating curve)						
	WORKING HUMIDITY	20 ~ 95% RH non-condensing						
	STORAGE TEMP., HUMIDITY	-40 ~ +80°C, 10 ~ 95% RH						
	TEMP. COEFFICIENT	±0.03%/°C (0 ~ 50°C)						
	VIBRATION	10 ~ 500Hz, 5G 12min./1cycle, period for 72min. each along X, Y, Z axes						
SAFETY & EMC	SAFETY STANDARDS <small>Note.8</small>	UL879, UL8750, UL1310 Class 2, TUV EN60950-1, EN61347-1, EN61347-2-13 independent CAN/CSA C22.2 No. 223-M91(except for 48V), IP67 approved						
	WITHSTAND VOLTAGE	I/P-O/P:3.75KVAC I/P-FG:1.88KVAC O/P-FG:0.5KVAC						
	ISOLATION RESISTANCE	I/P-O/P:100M Ohms / 500VDC / 25°C / 70% RH						
	EMI CONDUCTION & RADIATION	Compliance to EN55015, EN55022 (CISPR22) Class B						
	HARMONIC CURRENT	Compliance to EN61000-3-2 Class C (≥75% load) ; EN61000-3-3						
	EMS IMMUNITY	Compliance to EN61000-4-2,3,4,5,6,8,11; ENV50204, EN61547, EN55024, light industry level (surge 4KV), criteria A						
OTHERS	MTBF	301Khrs min. MIL-HDBK-217F (25°C)						
	DIMENSION	222.2*68*38.8mm (L*W*H)						
	PACKING	1.0Kg; 12pcs/13Kg/0.49CUFT						

NOTE

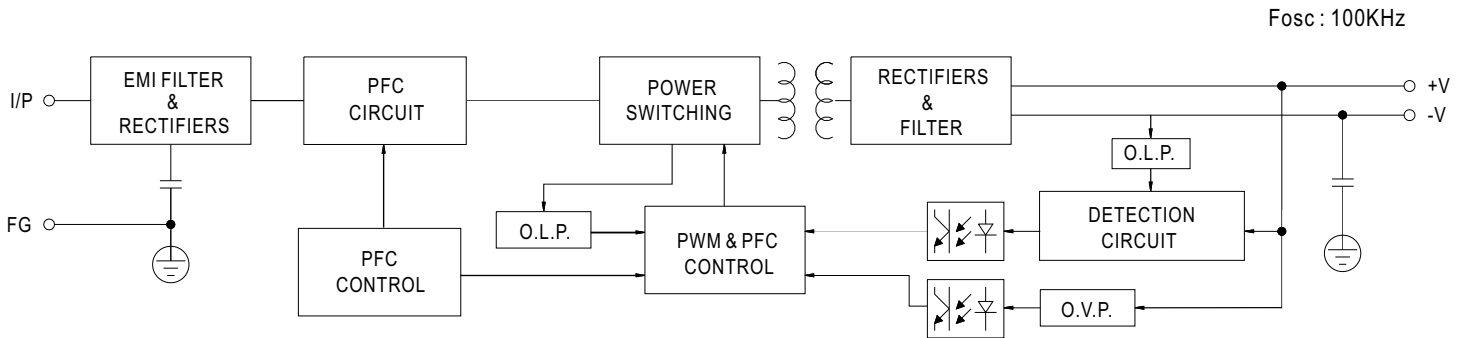
1. All parameters NOT specially mentioned are measured at 230VAC input, rated load and 25°C of ambient temperature.
2. Ripple & noise are measured at 20MHz of bandwidth by using a 12" twisted pair-wire terminated with a 0.1uf & 47uf parallel capacitor.
3. Tolerance : includes set up tolerance, line regulation and load regulation.
4. Derating may be needed under low input voltages. Please check the static characteristics for more details.
5. This is the maximum possible output current and power, over load protection may be activated slightly below this level to comply with the requirement of UL1310 class 2.
6. 3 years warranty is guaranteed for operating ambient temperature no higher than 68°C.
7. Constant current operation region is within 75% ~ 100% rated output voltage. This is the suitable operation region for LED related applications, but please reconfirm special electrical requirements for some specific system design.
8. Safety and EMC design refer to EN60598-1, subject 8750(UL), CNS15233, GB7000.1, FCC part18.
9. The power supply is considered as a component that will be operated in combination with final equipment. Since EMC performance will be affected by the complete installation, the final equipment manufacturers must re-qualify EMC Directive on the complete installation again.

Mechanical Specification

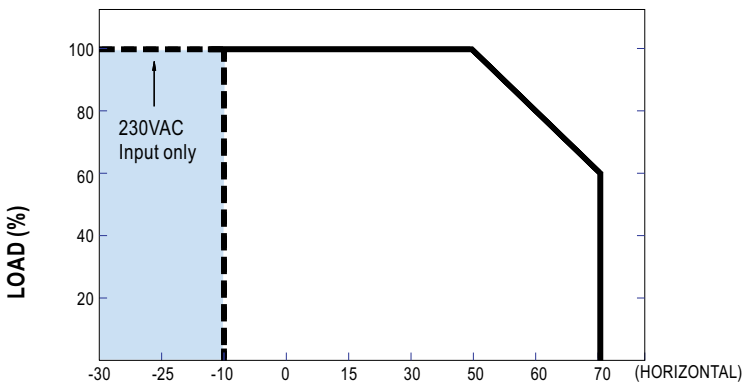
Case No. 954A Unit:mm



Block Diagram

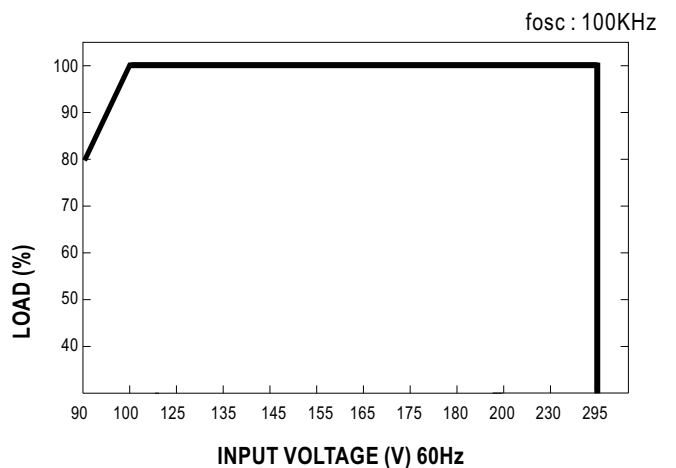


Derating Curve



※-30°C start up possible for 230VAC input

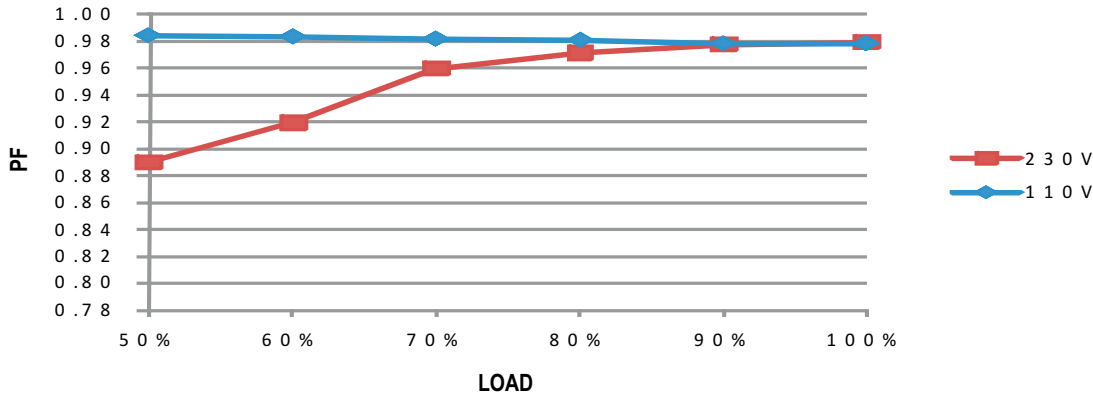
Static Characteristics



Power Factor Characteristic

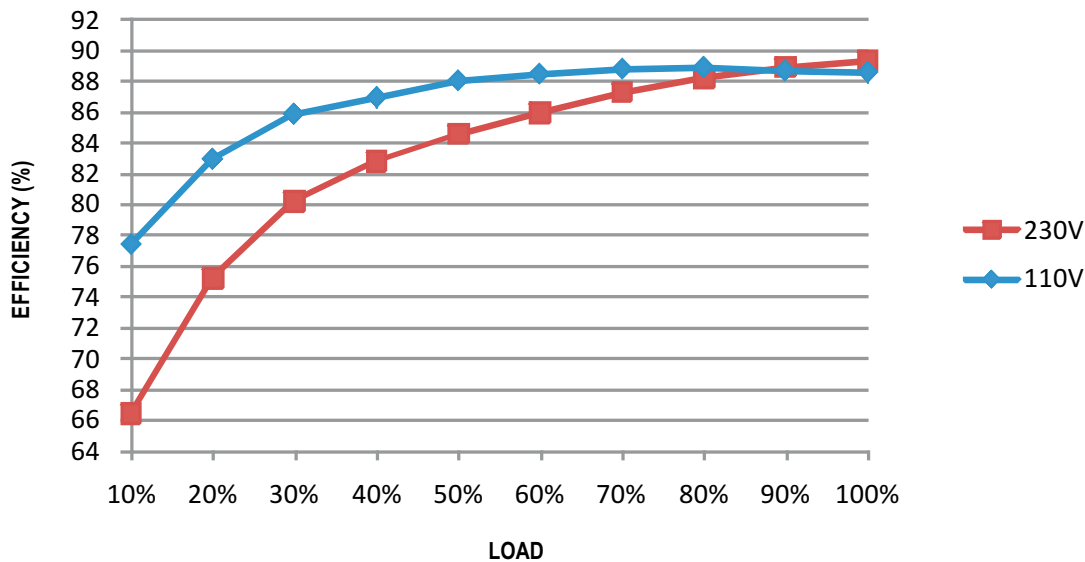
Power factor will be higher than 0.9 when output loading is 75% or higher.

Constant Current Mode



EFFICIENCY vs LOAD (48V Model)

CLG-100 series possess superior working efficiency that up to 89% can be reached in field applications.

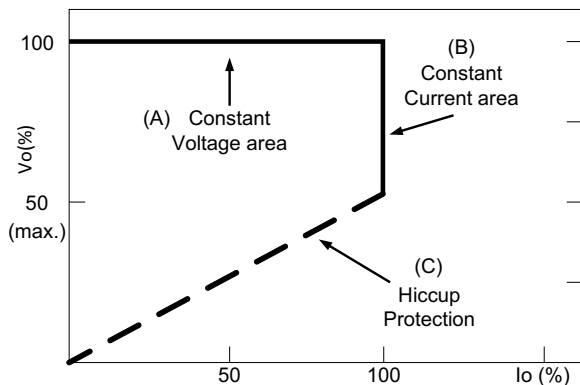


DRIVING METHODS OF LED MODULE

There are two major kinds of LED drive method "direct drive" and "with LED driver".

A typical LED power supply may either work in "constant voltage mode (CV) or constant current mode (CC)" to drive the LEDs.

Mean Well's LED power supply with CV+ CC characteristic can be operated at both CV mode [with LED driver, at area (A)] and CC mode [direct drive, at area (B)].



Typical LED power supply I-V curve